



TANDEM KSF plus

Clamping Force Blocks | spring-loaded

Superior Clamping and Gripping



Product Overview



Gripping Systems

Clamping Technology



Chuck Jaws



Lathe Chucks



Stationary Workholding



Toolholders



Hydraulic Expansion Technology



VERO-S



TANDEM



ROTA



KONTEC

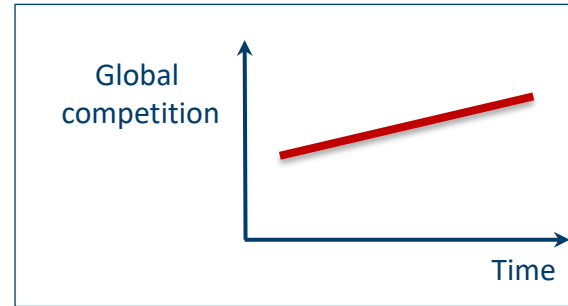
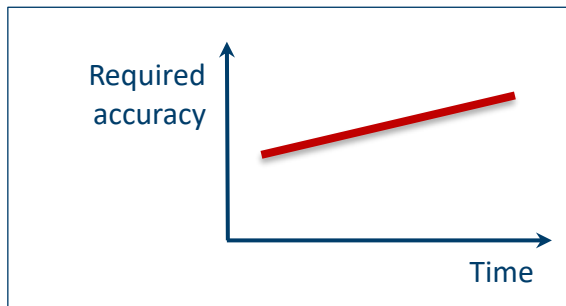
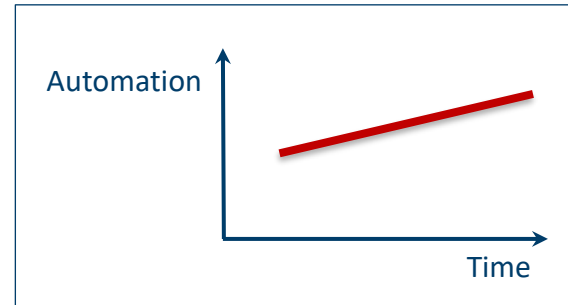
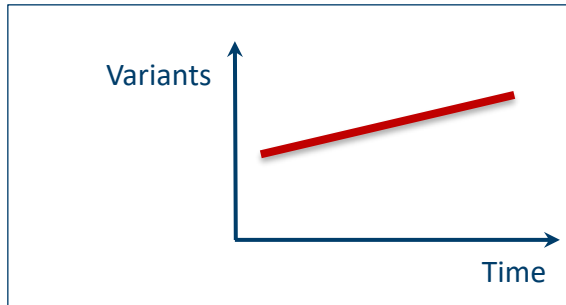


Tombstones



MAGNOS


Challenges




Increasing relevance of the set-up process

TANDEM Clamping Force Blocks

High workpiece density at small space










Optimum accessibility of the machine spindle to the workpiece



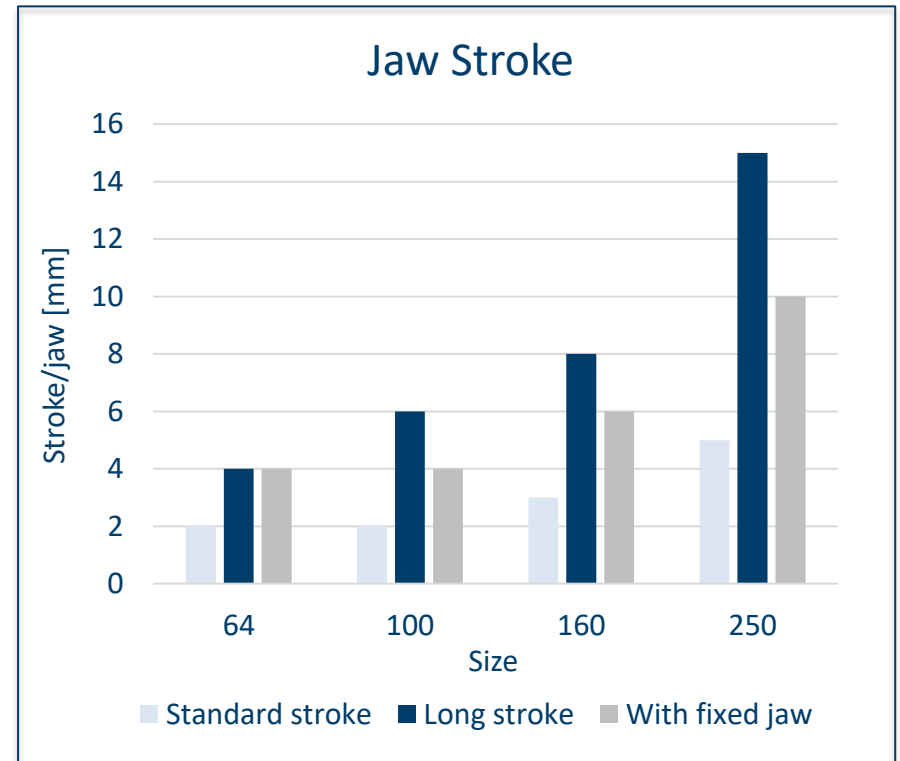
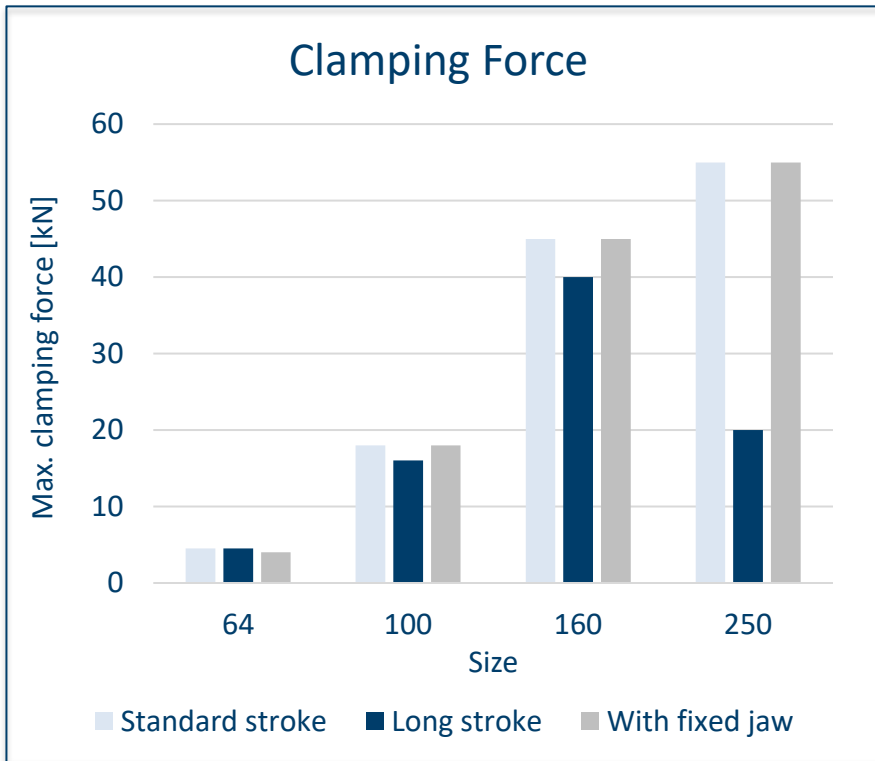
High duration at low non-productive times per workpiece

TANDEM Overview




	Pneumatic (KSP plus)	Hydraulic (KSH plus)	Manually (KSA plus)	Spring-loaded (KSF plus)
Actuation Types				

	Standard stroke	Long stroke (-LH)	With fixed jaw (-F)
Variants			

TANDEM Portfolio



TANDEM Jaw Program

Top Jaws Blank		
Mounting: via tongue and groove	Mounting: via fine serrations 1,5 x 60°	
KTR / KTR-H	STR / STR-H	STR-S
		

Supporting Jaws + SCHUNK Jaw Program	
TBA-D	Chuck Jaws
	  

TANDEM Overview

Pneumatic



Hydraulic



Manual



Spring force



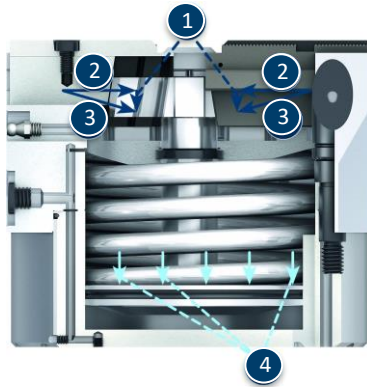
TANDEM KSF plus



- ① Wedge hook drive
- ② Hardened and extremely rigid base body
- ③ Optimized lubrication system
- ④ Long jaw guidance
- ⑤ Low height
- ⑥ Improved design which is insensitive to dirt
- ⑦ Standard chuck jaw interface
- ⑧ Optimized outside contour
- ⑨ Control of the clamping modules
- ⑩ Chuck pistons guided in the body
- ⑪ Lubrication channels in the cover plate
- ⑫ Fitting screws available as an option


TANDEM KSF plus

Force Flow in the KSF plus



- 1 Actuating force depending on the spring force
- 2 Clamping force depending on the actuating force and the transmission ratio
- 3 Normal force between the base jaw and chuck body
- 4 Spring pressure

Z-version (optional)




- 1 Positioning bore

Chip-repellent design



TANDEM KSF plus

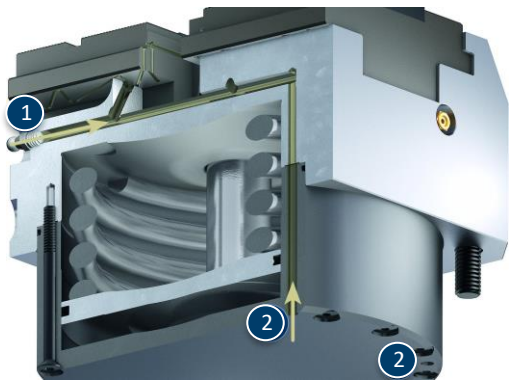
Cover plugs for the mounting screws



Alignment edge




Lubrication system



① Manual lubrication

② Central lubrication

Coolant drain hole



Variants of TANDEM KSF plus

Technical data	KSF plus 100			KSF plus 160			KSF plus 250		
	KSF	KSF-LH	KSF-F	KSF	KSF-LH	KSF-F	KSF	KSF-LH	KSF-F
Stroke/jaw [mm]	2	6	4	3	8	6	5	15	10
Clamping force [kN]	10	4.5	10	25	10	25	50	16	50
Clamping force with turbo [kN]		10			25			38	
Max. pressure [bar]	6	6	6	6	6	6	6	6	6
Repeat accuracy vise [mm]	0.01	0.01	0.01	0.02	0.02	0.02	0.03	0.03	0.03
Max. jaw height [mm]	60	150	60	60	200	60	150	500	150
Air consumption per stroke at 6 bar [cm ³]	500	500	500	1700	1700	1700	4600	4600	4600
Closing/opening time [s]	0.2	0.2	0.2	0.4	0.4	0.4	1	1	1
Weight [kg]	5	5	5	16	16	16	32	32	32

Superior Clamping and Gripping



© 2021 SCHUNK GmbH & Co. KG
schunk.com