


OPUS-H3

Open-Center Cylinders

Superior Clamping and Gripping



Product overview

SCHUNK
Synergy machine 



Gripping Systems

Clamping Technology



Chuck Jaws



Stationary Workholding



Lathe Chucks



Toolholders



Hydraulic Expansion Technology



Manual Lathe Chucks



Power Lathe Chucks with Jaw Quick-change System




Power Lathe Chucks with Through-hole



Power Lathe Chucks without Through-hole



Pneumatic Power Chucks



Clamping Cylinder



Steady Rests



Quick-change Systems



Customized Solutions



OPUS



- Integrated check valve
- Compact design
- Large through-bore for open-center hydraulic cylinder OPUS-H
- Long actuating stroke
- Integrated control cam for stroke monitoring

OPUS

OPUS-V Closed-center Cylinder



OPUS-H3 Open-center Cylinder



Variants of OPUS-H3


Technical Data	Max. RPM [min ⁻¹]	Piston Surface [cm ²]	Piston stroke [mm]	Through-hole [mm]	Max. pressure [bar]	Pull force at 40 bar [kN]	Oil leakage rate [l/min]	Moment of inertia [kgm ²]	Power absorption [kW]
OPUS-H3 70-37	8000	70	26	37.5	45	31	2.5	0.013	0.85
OPUS-H3 102-46	7000	103	25	46.5	45	46	3	0.028	1
OPUS-H3 130-53	6300	131	25	52.5	45	58	3.5	0.04	1.2
OPUS-H3 150-67	5500	152	30	67.5	45	68	4	0.07	1.5
OPUS-H3 170-77	5000	170	30	77	45	76	4.5	0.09	1.8
OPUS-H3 200-86	4500	197	35	86	45	88	5	0.13	1.9
OPUS-H3 225-95	4000	225	35	95	45	100	7	0.17	1.9
OPUS-H3 320-127	3200	325	40	127.5	45	144	12	0.54	2.5

SCHUNK Services



Engineering

- Dimensioning of special plates designed to the manufacturing specifications
- Development of special solutions together with the customer
- FEM analysis for critical components



Testing

- Endurance tests with all new developments
- Abrasion checking
- Measurement of accuracy



Service

- Initial operation of customer's solution
- Inspection and maintenance
- Repairs



Superior Clamping and Gripping



© 2021 SCHUNK GmbH & Co. KG
schunk.com